




FLORIDA **Live**
Endoscopy
2026

**Witness the Generational
Odyssey of Endoscopy**

August 20-22, 2026

 **The Ritz-Carlton Orlando, Grande Lakes | Orlando, FL**

**ORLANDO
HEALTH[®]**
**Digestive Health
Institute**

Symposium Highlights

Delegate participation from over 50 countries

19 international and 12 national faculty

40 Live procedures demonstrated by internationally renowned experts

16 breakfast sessions

2 legacy lectures

4 state-of-the-art lectures

1 satellite symposium

Hands-on training in the latest techniques and technologies

Self-assessment and interactive discussions via a dedicated app

FLORIDA **Live**
Endoscopy
2026

The bottom half of the page features a vibrant, abstract watercolor background in shades of blue, green, yellow, and orange. Overlaid on this background is a circular inset image showing a microscopic view of biological cells, likely from the gastrointestinal tract, with various cellular structures and colors.

Experience Florida Live Endoscopy 2026

Orlando Health Center for Advanced Endoscopy, Research and Education (CARE) is pleased to invite you to experience Florida Live Endoscopy 2026. This biennial symposium is designed to provide participants with a comprehensive education in advanced endoscopy.

A Generational Odyssey of Endoscopy

Since the turn of the 20th century, humanity has categorized generations based on birth year, beginning with “The Greatest Generation” (1901–1927) and progressing to the latest cohort, “Generation Beta” (born in 2025 and beyond). Each generation is defined by distinct characteristics, shaped by the unique challenges and opportunities of its time.

While no formal labels exist for generations of endoscopists, an unmistakable generational evolution exists within our field. Skilled and innovative endoscopists rise to leadership, passing on their wisdom and expertise to the next generation of practitioners, who, in turn, make their own impactful contributions to the advancement of endoscopy.

Florida Live Endoscopy 2026 will be a landmark event, offering an extraordinary opportunity to celebrate the outstanding contributions of my generation (Dr. Robert Hawes) while simultaneously highlighting the talent, skill and vision of those who will shape the future of our field. This meeting promises to be unlike any other – an exceptional gathering where the rich legacy of endoscopic pioneers connects with the leading-edge innovators of tomorrow.

Attendees will witness live demonstrations of a comprehensive range of therapeutic procedures, complemented by insightful lectures from a distinguished roster of faculty. These experts will reflect on their pivotal contributions to endoscopic practice, providing invaluable perspectives that will shape the next era of our specialty.

The format is unparalleled. The caliber of the faculty is unmatched. This is more than just a meeting – it’s a celebration of the past, present and future of endoscopy. A generational event you won’t want to miss. Come join us in Orlando, where the magic of endoscopy begins.



Dr. Shyam Varadarajulu



Dr. Robert Hawes

Chairpersons



Dr. Peter Cotton
USA



Dr. Nib Soehendra
Germany

Course Directors



**Dr. Shyam
Varadarajulu**
USA



Dr. Robert Hawes
USA

Organizing Faculty



Dr. Ji Young Bang
Florida, USA



**Dr. Udayakumar
Navaneethan**
Florida, USA



Dr. Jayapal Ramesh
Florida, USA

International Faculty



Dr. Marianna Arvanitakis
Belgium



Dr. Amol Bapaye
India



Dr. Jacques Bergman
The Netherlands



Dr. Torsten Beyna
Germany



Dr. Michael Bourke
Australia



Dr. Guido Costamagna
Italy



Dr. Pierre Deprez
Belgium



Dr. Jacques Devière
Belgium



Dr. Paul Fockens
The Netherlands



Dr. Bronte Holt
Australia



Dr. Haruhiro Inoue
Japan



Dr. Takao Itoi
Japan



Dr. Horst Neuhaus
Germany



Dr. Mohan Ramchandani
India



Dr. Nageshwar Reddy
India



Dr. Thomas Rösch
Germany



Dr. Stefan Seewald
Switzerland



Dr. Hisao Tajiri
Japan



Dr. Roy van Wanrooij
The Netherlands

National Faculty



Dr. James Buxbaum
California, USA



Dr. Wesam Frandah
West Virginia, USA



Dr. Shivangi Kothari
New York, USA



Dr. Vivek Kumbhari
Florida, USA



Dr. Nikhil Kumta
New York, USA



Dr. Millie Long
North Carolina, USA



Dr. Girish Mishra
North Carolina, USA



Dr. Shajan Peter
Alabama, USA



Dr. Neil Sharma
Arizona, USA



Dr. Eun Shin
Maryland, USA



Dr. Sameer Siddique
Texas, USA



Dr. Shyam Thakkar
West Virginia, USA





International Faculty

Dr. Marianna Arvanitakis

Associate Clinical Professor and Associate Head
Department of Gastroenterology
Hôpital Erasme
Brussels, Belgium

Dr. Amol Bapaye

Director Digestive Diseases Center
Deenanath Mangeshkar Hospital
and Research Centre
Pune, India

Dr. Jacques Bergman

Professor of Gastrointestinal Endoscopy
Amsterdam University Medical Center
Amsterdam, the Netherlands

Dr. Torsten Beyna

Head, Department of Gastroenterology
and Interventional Endoscopy
Evangelisches Krankenhaus
Düsseldorf, Germany

Dr. Michael Bourke

Clinical Professor, Director of Endoscopy
Westmead Hospital
Sydney, Australia

Dr. Guido Costamagna

Professor of Surgery and Head
of the Digestive Endoscopy
Department of Translational Medicine and Surgery
Gemelli Hospital of the Catholic University
of the Sacred Heart
Rome, Italy

Dr. Pierre Deprez

Chief, Department of Gastroenterology
and Hepatology
Cliniques Universitaires Saint-Luc
Brussels, Belgium

Dr. Jacques Devière

Chairman, Department of Gastroenterology
Hepatopancreatology and GI Oncology
at the Université de l'Hôpital Erasme
Professor of Medicine at Université Libre de Bruxelles
Brussels, Belgium

Dr. Paul Fockens

Professor of Medicine
Department of Gastroenterology
Amsterdam University Medical Center
Amsterdam, the Netherlands

Dr. Bronte Holt

Associate Professor and Interventional Endoscopist
St. Vincent's Hospital
Melbourne, Australia

Dr. Haru Inoue

Professor and Chair, Digestive Diseases Center
Showa University Koto Toyosu Hospital
Tokyo, Japan

Dr. Takao Itoi

Professor and Chair, Department of Gastroenterology
and Hepatology, Tokyo Medical University
Tokyo, Japan

Dr. Horst Neuhaus

Professor of Medicine
Gastroenterology Department
RKM 740 Medical Center
Düsseldorf, Germany

Dr. Mohan Ramchandani

Director of Interventional Endoscopy
AIG Hospitals
Hyderabad, India

Dr. Nageshwar Reddy

Chairman, AIG Hospitals
Hyderabad, India

Dr. Thomas Rösch

Professor and Chief, Department
of Interdisciplinary Endoscopy
University Hospital Eppendorf
Hamburg, Germany

Dr. Stefan Seewald

Professor of Gastroenterology
Gastroenterology Hirslanden Clinic
Zurich, Switzerland

Dr. Hisao Tajiri

Professor, Department of Innovative
Interventional Endoscopy Research
Jikei University School of Medicine
Tokyo, Japan

Dr. Roy van Wanrooij

Chief of Endoscopy
Amsterdam University Medical Center
Amsterdam, the Netherlands

**National Faculty****Dr. James Buxbaum**

Professor of Medicine
Division of Gastroenterology and Hepatology
University of Southern California
Los Angeles, California

Dr. Wesam Frandah

Associate Professor of Medicine
Division of Gastroenterology and
Hepatology, Marshall Health
Huntington, West Virginia

Dr. Shivangi Kothari

Professor, Division of Gastroenterology
and Hepatology, University of Rochester
School of Medicine
Rochester, New York

Dr. Vivek Kumbhari

Professor of Medicine and Director
Division of Gastroenterology and
Hepatology, Mayo Clinic
Jacksonville, Florida

Dr. Nikhil Kumta

Director of Interventional Endoscopy
Mount Sinai Health System
New York, New York

Dr. Millie Long

Professor of Medicine and Director
Division of Gastroenterology and Hepatology
University of North Carolina
Chapel Hill, North Carolina

Dr. Girish Mishra

Professor of Medicine and Director
Division of Gastroenterology and Hepatology
Wake Forest, University School of Medicine
Winston-Salem, North Carolina

Dr. Neil Sharma

Chief of Gastroenterology
Banner Health MD Anderson
Senior Director, Banner Health System
Phoenix, Arizona

Dr. Shajan Peter

Professor of Medicine, Division of
Gastroenterology and Hepatology
University of Alabama Birmingham
Birmingham, Alabama

Dr. Eun Shin


Associate Professor, Division of
Gastroenterology and Hepatology
Johns Hopkins University
Baltimore, Maryland

Dr. Sameer Siddique

Gastroenterologist
Director of Endoscopy
Cypress Signature GI
Cypress, Texas

Symposium Overview

Florida Live Endoscopy Components



Learning Objectives

- Demonstrate recent innovations in endoscopy and evaluate its clinical utility and effectiveness in disease management
- Demonstrate leading-edge procedural techniques with emphasis on “how-to-do” maneuvers
- Outline a structured approach to interventions in pancreatic biliary endoscopy, third space interventions and tissue resection with an emphasis on minimizing adverse events and enhancing potential cost savings
- Discuss the importance of an interdisciplinary approach to patient management
- Learn the key components of developing a comprehensive center of endoscopic excellence

Live Demonstrations

Procedural demonstrations will be performed by international faculty at CARE and will be transmitted live. A major focus will be on "how-to-do" and "when-to-do." Leading-edge techniques and the latest technology will be demonstrated in a practical manner to enable participants to incorporate this experience into their clinical practice.

Six Major Disciplines Covered in Live Demonstrations



Live Demonstrations Will Cover the Following Areas

ERCP

Procedures will be performed using both reusable and single-use duodenoscopes. The utility of slim duodenoscopes, single-operator cholangioscopes, radiofrequency ablation of biliary strictures, and palliation of malignant strictures using metal and plastic stents will be demonstrated. The efficiency and economic advantages of adopting the Orlando Protocol in management of large bile duct stones will be outlined and showcased. Other demonstrations will include pancreatic interventions such as treatment of stones, leaks and strictures.

EUS

Adopting evidence-based and standardized techniques, all facets of diagnostic and interventional EUS — such as tissue acquisition, drainage of inflammatory fluid collections, drainage of obstructed ductal systems, anastomosis, vascular interventions, and palliation of tumors will be demonstrated.

Tissue Resection

An evidence-based approach encompassing endoscopic mucosal resection, endoscopic submucosal dissection and full-thickness resection will be demonstrated using conventional and latest techniques and technology. The advantages of different injectants, knives, retraction devices and clips will be discussed and demonstrated.

Third Space


Peroral endoscopic myotomy (POEM), gastric-POEM and submucosal tunneling endoscopic resection (STER) will be demonstrated in a step-wise fashion by invited faculty with particular emphasis on how-to-do.

Luminal Therapies

The closure of fistula, dilation of strictures, placement of endoprosthesis for malignant luminal obstruction, and treatment of bleeding vascular or neoplastic lesions with the latest available devices will be demonstrated.

Novel Interventions

Emerging techniques such as EUS-directed transgastric ERCP, EUS-guided gastro-enterostomy, non-bariatric applications of endoscopic suturing, utility of latest hemostatic and tissue resection/dissection devices, and new generation endoscopes will be demonstrated.



Didactic Sessions

Sixteen “how-to-do” breakfast sessions have been organized, where teaching will be case-based, practical and technique-oriented. Our aim is to create an ideal learning atmosphere where delegates can interact with expert faculty and gain first-hand knowledge in specific areas of interest. Four state-of-the-art lectures will focus on hot topics that include advancements in pancreatic-biliary endoscopy, latest developments in third-space endoscopy, the role of regenerative therapy in endoscopy and establishing models for multidisciplinary gastrointestinal care in this millennium. Two legacy lectures will explore the historical evolution of endoscopy and serve to provide a roadmap for the next generation of endoscopists. All didactic lectures will be followed by a lively Q&A session. The handbook provided to attendees covers key technical aspects, such as cautery settings, choice of accessories, technical tips and many other components that are critical to the practice of endoscopy.

Industry-Sponsored Satellite Symposium

An industry-sponsored satellite symposium will be held on August 20, featuring international and national faculty who will speak on new endoscopic developments in pancreatic-biliary diseases, tissue resection, and their impact on clinical practice.

Self-Assessment

Interesting cases will be presented by the course directors in a video quiz format with audience participation via a dedicated FLE app. This will enable participants to self-evaluate their knowledge base in diagnostic and therapeutic endoscopy.

Hands-On Workshop

The objective of this workshop is not only to teach new techniques but also to refine existing practices in order to provide delegates with a comprehensive experience. The workshop will also include didactic lectures that focus mainly on procedural techniques and safe practices.

Key topics will include

- EUS-guided tissue sampling
- Lumen-apposing metal and plastic stent placement
- Biliary cannulation techniques
- Cholangioscopy
- Tissue resection and dissection
- Tunneling
- Tissue ablation: RFA, cryotherapy
- Hemostasis
- Perforation closure
- Endoscopic suturing
- Other novel technology

“Florida Live represents the pinnacle of endoscopy education. The quality of live case selection, depth of didactic content, and caliber of international faculty are exceptional. Meticulously choreographed and intellectually rigorous, this symposium is an essential experience for every practicing endoscopist.”

Dr. Dana Ben Ami
Gastroenterologist
and Advanced Endoscopist
Tel Aviv, Israel



Conference Program

Thursday, August 20

6:30 am – 7:45 am	Registration	
Breakfast Sessions		
7:00 am – 7:40 am	Big Stones, One ERCP: Mastering Single Session Stone Extraction	Dr. Pierre Deprez
	Seeing Before Cutting: The Value of Multimodal Endoscopic Imaging in Resection Planning	Dr. Stefan Seewald
	Progressing from EMR to ESD: A Structured Pathway	Dr. Bronte Holt
	EUS-Guided Gastroenterostomy: Tips, Tricks and Technical Pearls	Dr. Takao Itoi
	POEM: From Apprenticeship to Teacher	Dr. Mohan Ramchandani
	Developing Proficiency in Third-Space Endoscopy: How to Train to Succeed	Dr. Amol Bapaye
	Built in the Endoscopy Suite: Research That Changes Patient Care	Dr. Thomas Rösch
	Advanced Therapies in Inflammatory Bowel Disease: How to Position in the IBD Treatment Algorithm	Dr. Millie Long
Morning Sessions		
7:50 am – 8:00 am	Welcome Address	Shyam Varadarajulu, President, Digestive Health Institute
8:00 am – 8:20 am	POEM: From the First Case to the Future	Dr. Haru Inoue
8:20 am – 10:30 am	Live Demonstrations	
10:30 am – 10:45 am	Break and Visit Exhibits	
10:45 am – 12:30 pm	Live Demonstrations	
12:30 pm – 12:50 pm	Break	
12:50 pm – 1:30 pm	Luncheon Legacy Lecture Endoscopy in Seven Decades	Dr. Peter Cotton
Afternoon Sessions		
1:30 pm – 3:45 pm	Live Demonstrations	
3:45 pm – 4:05 pm	Research, Education and Training Under One Roof – The AIG Model	Dr. Nageshwar Reddy
4:05 pm – 4:15 pm	Questions and Answers	
4:15 pm – 4:30 pm	Break and Visit Exhibits	
Industry-Sponsored Satellite Symposium		
4:30 pm – 5:30 pm	Biliary and Pancreatic Stenting: Lessons Learned by the Master Therapeutic EUS: Present Status and a Look Toward the Future Endoscopic Mucosal Resection in the Colon: Applications and Current Best Practices Endoscopic Imaging: Present and Future	Dr. Guido Costamagna Dr. Paul Fockens Dr. Michael Bourke Dr. Hisao Tajiri
5:30 pm	Adjourn	
7:00 pm – 9:00 pm	Welcome Reception. The Ritz-Carlton Orlando, Grande Lakes	

Friday, August 21

Breakfast Sessions		
7:00 am – 7:45 am	Infected Necrotizing Pancreatitis: Observation, Intervention and Everything in Between	Dr. Roy van Wanrooij
	Endoscopic Oncology: Shaping the Future of Cancer Treatment	Dr. Neil Sharma
	Pancreatic Duct Stones: An Algorithmic Approach to Treatment	Dr. Marianna Arvanitakis
	Endoscopic Closure of Perforations: Mucosal Clips, Full-Thickness Clips and Suturing — Match the Device with the Hole	Dr. Nikhil Kumta
	Endoscopic Treatments for Obesity in the Era of GLP-1: What Do I Need to Know?	Dr. Vivek Kumbhari
	Grand Prix Driving in the Biliary Tree — Single Operator Cholangioscopy Tips from the Master	Dr. Horst Neuhaus
	Towards Achieving a 100% Biliary Cannulation Rate — Routine and Advanced Techniques	Dr. Torsten Beyna
	Choosing Your Advanced Endoscopy Home: A Blueprint for Training Success	Dr. Shyam Thakkar
Morning Sessions		
8:00 am – 8:20 am	Barrett’s Dysplasia: Observation, EMR or ESD — Choosing the Right Strategy	Dr. Jacques Bergman
8:20 am – 10:30 am	Live Demonstrations	
10:30 am – 10:45 am	Break and Visit Exhibits	
10:45 am – 12:30 pm	Live Demonstrations	
12:30 pm – 12:50 pm	Break	
12:50 pm – 1:30 pm	Luncheon Legacy Lecture Personal Perspectives on the Growth of Endoscopy During My Career	Dr. Nib Soehendra
Afternoon Sessions		
1:30 pm – 3:45 pm	Live Demonstrations	
3:45 pm – 4:05 pm	Endoscopic Management of Chronic Pancreatitis: The Brussels Contributions	Dr. Jacques Devière
4:05 pm – 4:15 pm	Questions and Answers	
4:15 pm – 4:30 pm	Break and Visit Exhibits	
4:30 pm – 5:30 pm	Self-Assessment: Video-Based Case Modules	
5:30 pm	Adjourn	

Saturday, August 22

Morning Session	
8:30 am – 11:50 am	Hands-On Workshop and Optional Didactics

Symposium Details

Target Audience

Gastroenterologists, general surgeons, fellows-in-training, endoscopy nurses and technicians, and allied health professionals

Registration Fee

Registration fee covers general session, live demonstration, breakfast, lunch and welcome reception

Physicians

Didactic Sessions	\$650
Didactic Sessions and Hands-On Workshop.....	\$800

Others (Fellows-in-training, allied health and industry professionals)

Didactic Sessions	\$550
Didactic Sessions and Hands-On Workshop.....	\$700



Register Today

To register for the symposium and make hotel reservations, please scan the QR code or visit OrlandoHealth.com/DHlevents



Accreditation, Continuing Medical Education and Maintenance of Certification

Joint Accreditation Statement



JOINTLY ACCREDITED PROVIDER™
INTERPROFESSIONAL CONTINUING EDUCATION

In support of improving patient care, this activity has been planned and implemented by Amedco LLC and Orlando Health. Amedco LLC is jointly accredited by the Accreditation Council for Continuing Medical Education (ACCME), the Accreditation Council for Pharmacy Education (ACPE) and the American Nurses Credentialing Center (ANCC) to provide continuing education for the healthcare team. Amedco Joint Accreditation #4008163.

Physicians (ACCME) Credit Designation

Amedco LLC designates this live activity for a maximum of 5.00 AMA PRA Category 1 Credits™. Physicians should claim only the credit commensurate with the extent of their participation in the activity.

American Board of Internal Medicine (ABIM) MOC Credit



Successful completion of this CME activity, which includes participation in the evaluation component, enables the participant to earn up to 5.00 Medical Knowledge MOC points in the American Board of Internal Medicine's (ABIM) Maintenance of Certification (MOC) program. It is the CME activity provider's responsibility to submit participant completion information to ACCME for the purpose of granting ABIM MOC credit.

You must request your certificate within 45 days of the activity to meet the deadline for submission to PARS. Credits are generally reported during the first week of each month for those who claimed during the month prior. CME and MOC credit amounts are subject to final review and approval by the accrediting and credentialing bodies and may change.

Accreditation details, including CME and/or MOC credits, are pending final approval and may be modified without notice.

Visa Invitation Letter

Overseas delegates can request an invitation letter for visa application purposes by emailing Jason Jose at Jason.Jose@OrlandoHealth.com.

Cancellation Policy

Registrations cancelled before July 20, 2026 will be subject to a full refund, minus a \$75 cancellation fee. Registrations cancelled after July 20, 2026 will not be refunded.

Americans with Disabilities Act (ADA): Attendees of this program who need additional reasonable accommodations or who have special needs (including dietary needs) should email Jason.Jose@OrlandoHealth.com no later than July 20, 2026.



Hotel Accommodations

The Ritz-Carlton Orlando, Grande Lakes 4012 Central Florida Pkwy. | Orlando, FL 32837

Inspired by the opulent era of Florida's historic hotels, The Ritz-Carlton Orlando, Grande Lakes stands as the premier resort destination in Orlando, Florida. The luxury hotel boasts a remarkable range of offerings, from rejuvenating spa experiences and championship golf to delectable farm-to-table dining, family activities and exquisite pools featuring luxurious new cabanas. Unparalleled opportunities for relaxation, recreation and adventure beckon families, couples, groups and all travelers. Nestled amidst over 500 acres of pristine natural landscapes, tranquil lakes and a thriving farm, The Ritz-Carlton Orlando, Grande Lakes transcends the conventional notion of a mere luxury hotel — it is an exceptional escape.

Attendee Rooms Rates Per Night | \$249, plus tax

A discounted daily resort fee of \$35, plus tax, is not included in the special attendee room rate, and provides the following guest amenities:

- Enhanced guest room internet for up to six devices
- Complimentary general bandwidth in meeting space
- Daily bike rental
- Driving range privileges
- Daily recreational activities
- Shuttle transportation to SeaWorld, Walt Disney World and Universal Orlando
(individual reservations required 24 hours in advance; not applicable to scheduled off-site group transport)

A limited number of rooms are available at this rate and are available on a first-come, first-served basis. **Reservations must be made by July 16, 2026, to receive the special attendee room rate.** Once Orlando Health's room block is sold out, the hotel may charge a higher rate for any additional rooms made available. **Check-in is 4:00 pm | Check-out is 11:00 am**

Parking

Self and valet parking are available at The Ritz-Carlton Orlando, Grande Lakes. The 2026 prevailing rate is **\$54.00** for valet parking, plus applicable taxes (currently 6.5%). Parking rates are subject to change without notice.

Save-the-Date

Florida Digestive Diseases Update | December 4-6, 2026

Through a combination of instructional presentations and interactive case-based discussions, invited faculty will provide insight into six frequently encountered clinical areas:

- Motility disorders
- Liver disorders
- Functional bowel disorders
- Luminal diseases
- Inflammatory bowel diseases
- Pancreatic and biliary diseases


This symposium is designed for all gastroenterologists, gastroenterology fellows, primary care physicians, nurses, physician assistants and nurse practitioners interested in the latest information on diagnostic and therapeutic options for patients with gastrointestinal disorders. A dedicated parallel session is planned for physician assistants and nurse practitioners attending this symposium.

Florida Live EUS | August 19-21, 2027

This symposium is designed to provide participants a comprehensive education in endosonography. Procedures will be performed by international faculty and will be transmitted live from the CARE unit. The seven components of Florida Live Endoscopy include:

- Live demonstrations
- State-of-the-art lectures
- Breakfast sessions
- Interactive luncheon sessions
- Industry-sponsored satellite symposiums
- Self-assessment
- Hands-on lab

The symposium will showcase the latest innovations in techniques and technologies. A major focus will be on interventional procedures – drainage of obstructed ductal systems and pancreatic fluid collections, gallbladder drainage, tumor ablation, vascular interventions, and anastomosis. A dedicated session will be conducted to educate physicians interested in EUS-related cytopathology.



Looking Back on Florida Live EUS 2025



Looking Back on Florida Live EUS 2025





Orlando Health Digestive Health Institute

The Orlando Health Digestive Health Institute is at the forefront of advancing care for digestive diseases by combining best-in-class clinical care with innovative clinical research.

Team members from the institute lead numerous research initiatives on medical and endoscopic management of the most difficult-to-treat gastrointestinal disorders. Our emphasis on research means patients have early access to the latest treatment options available for even the most complex digestive disorders. Our physicians are pioneers in training the next generation of gastroenterologists and advanced endoscopists. Orlando Health Digestive Health Institute hosts several educational initiatives throughout the year that are attended by digestive health professionals from around the world.

Specialty Services

- Advanced endoscopy
- General gastroenterology
- Hepatology
- Inflammatory bowel disease
- Motility
- Pancreatology

Why choose the Center for Advanced Endoscopy, Research and Education for your endoscopy needs?

- Subspecialized care by internationally renowned experts
- Access to state-of-the-art technologies all under one roof
- Leading-edge, investigator-initiated clinical trials that provide access to latest treatment options
- Artificial intelligence integrated technologies to improve diagnostic outcomes
- Dedicated extracorporeal shockwave lithotripsy (ESWL) for management of complex pancreatic duct stones
- Management of diseases adopting the latest and most advanced endoscopic treatment protocols

**ORLANDO
HEALTH®**

**Digestive
Health
Institute**

MAILING ADDRESS

1414 Kuhl Ave., MP 134
Orlando, FL 32806

Non-Profit
Organization
U.S. Postage
PAID
Permit No. 3459
Orlando, FL



Register Today

To register for the conference and make hotel reservations,
please scan the QR code or visit OrlandoHealth.com/DHevents

